



# Caledonian

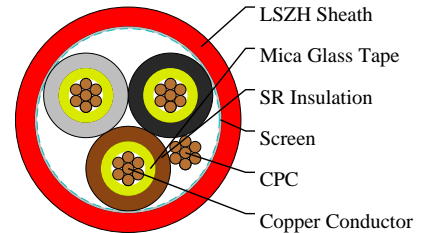

## FIREFLIX Fire Resistant Power & Control Cables

www.caledonian-cables.co.uk

sales@caledonian-cables.co.uk

### 300/500V Mica+SR Insulated, LSZH Sheathed, Screened Power Cables to BS 7629-1 (3 Cores)

FFX200E 05mSOZ1-U/R PH120 (CU/MGT+SR/OSCR/LSZH 300/500V Class 1/2)



### APPLICATIONS

The cables are primarily intended for use in the following applications:

BS 5266-1 for emergency lighting of premises.

BS 5839-1 for fire detection and fire alarm systems in and around building.

BS 5839-8 for voice alarm systems.

BS 5839-9 for emergency voice communication systems.

### STANDARDS

Basic design to BS 7629-1:2015

### FIRE PERFORMANCE

Circuit Integrity	BS 6387; BS EN 50200; BS 8434-2
Flame Retardance (Single vertical wire or cable test)	IEC 60332-1-2; EN 60332-1-2
Reduced Fire Propagation (Vertically-mounted bundled wires & cables test)	IEC 60332-3-24; EN 60332-3-24
Halogen Free	IEC 60754-1; EN 50267-2-1
No Corrosive Gas Emission	IEC 60754-2; EN 50267-2-2
Minimum Smoke Emission	IEC 61034-2; EN 61034-2

### VOLTAGE RATING

300/500V

### CABLE CONSTRUCTION

Conductor: Copper conductor according to BS EN 60228 class 1/2.

Fire Barrier: Mica glass tape.

Insulation: Fire resistant special ceramized silicone rubber compound type EI 2 as per BS EN 50363-1.

Screened: One or more metallic or laminated metallic tape(s) shall be applied, either longitudinally or helically or a combination of both, with the metallic element in contact with the uninsulated circuit protective conductor or drain wire.



# Caledonian

## FIREFLIX Fire Resistant Power & Control Cables

www.caledonian-cables.co.uk

sales@caledonian-cables.co.uk

Circuit Protective Conductor: Uninsulated tinned copper conductor of the same section and class as the insulated conductors in the two,three and four cores cables.

Sheath: Extruded LSZH type LTS 3 according to BS 7655-6.1.

Insulation Option: UV resistance, hydrocarbon resistance, oil resistance, anti-rodent and anti-termite properties can be offered as option.

### COLOUR CODE

2 cores+uninsulated circuit protective conductor: Brown, Blue or Brown, Brown

3 cores+uninsulated circuit protective conductor: Brown, Black, Grey

4 cores+uninsulated circuit protective conductor: ductor Brown, Blue, Black, Grey

7, 12 and 19 cores+uninsulated drain wire: Numbers 1, 2, 3, 4, 5, 6, 7 and upwards or, for identification by colour, an identical colour(excluding brown and black),except for two adjacent cores in each layer distinctively coloured brown and black.

Sheath Colour: Colours upon request.

### PHYSICAL AND THERMAL PROPERTIES

Maximum temperature range during operation: 70°C

Maximum short circuit temperature (5 Seconds): 250°C

Minimum bending radius: 6 x Overall Diameter

### DIMENSION AND PARAMETERS

No. of Cores × Cross-sectional Area	Conductor Class	Nominal Insulation Thickness	Nominal Sheath Thickness	Approx. Overall Diameter	Approx. Weight
No.xmm <sup>2</sup>		mm	mm	mm	kg/km
3x1.5	1/2	0.7	0.9	11.7	166



Rated voltage




BS 7629-1



Circuit Integrity  
BS 6387/BS EN 50200 BS 8434-2



Flame Retardancy  
IEC 60332-1-2



Halogen Free  
IEC 60754-1



Low Corrosivity  
IEC 60754-2



Low Smoke Emission  
IEC 61034-2